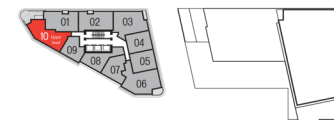
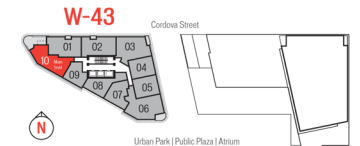


www.



FLOORS 12, 31



FLOORS 10, 29

W

PLAN  
**NW** SKY BALCONY

TOWER W43

2 BEDROOM + FAMILY  
2.5 BATH

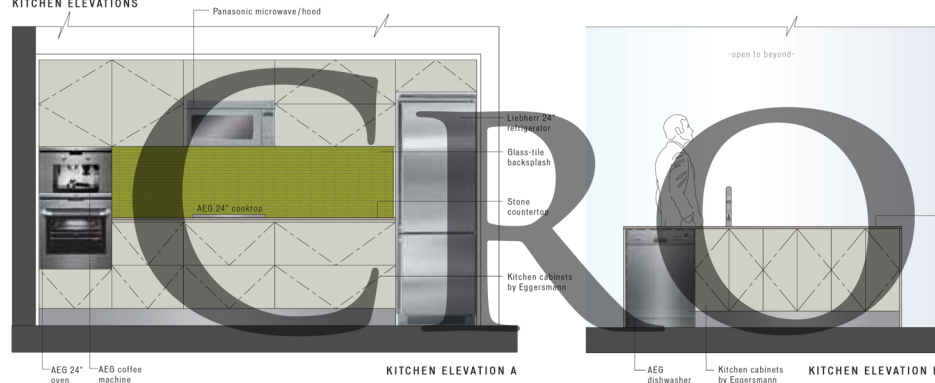
1959 SF LIVING  
367 SF DECK

SPECIFICATIONS:

- Select from 10 custom designs for the suite entry door
- Exposed concrete, over-height ceilings
- Large sliding doors to bedrooms, allowing flex-space options, in most plans
- Contemporary oak parquet floors
- Optional integrated work spaces
- Polished stone kitchen countertops
- Glass feature wall tiles in a choice of five colours
- Most master baths include a separate shower and tub
- Dual flush toilet
- Large format porcelain floor and wall tiles in bathrooms
- Ensuite glass-tile feature wall, 5 colours to choose from
- Eggersmann kitchens, custom designed and finished for Woodward's
- Air-conditioning
- Appliance package includes:
  - AEG 24" cooktop (Stainless Steel)
  - AEG 24" oven (Stainless Steel)
  - AEG dishwasher (Stainless Steel)
  - AEG built-in coffee machine
  - Panasonic microwave/hoodfan (Stainless Steel)
  - Liebherr 24" refrigerator (Stainless Steel)
  - Samsung stacked washer/dryer
  - Garburator

**DISCLAIMER:**  
In the interest of continuing improvement the developer reserves the right to make modifications to the product design, pricing and specifications without notice. Square footages are approximate and may vary. E.&O.E.

KITCHEN ELEVATIONS



BATHROOM ELEVATIONS

