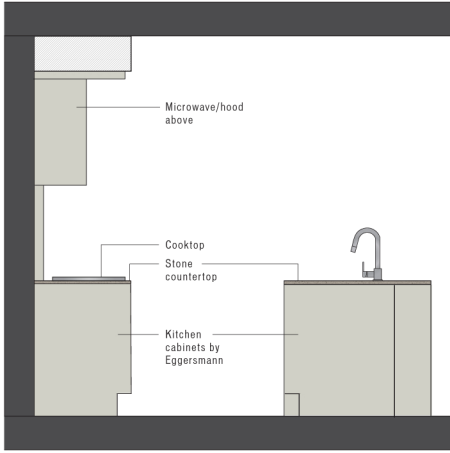
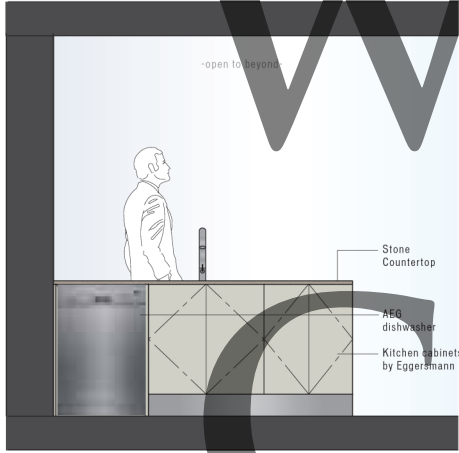


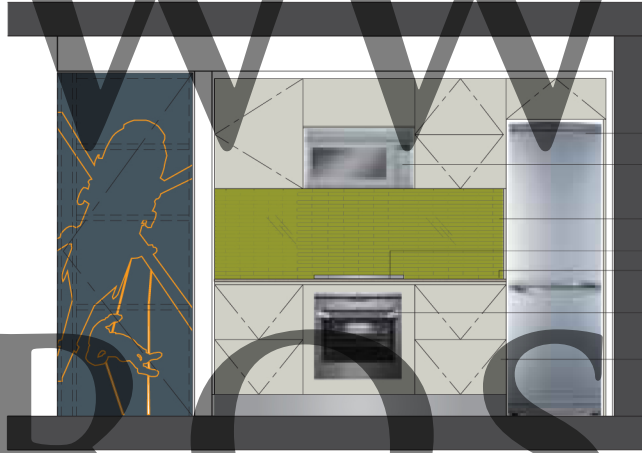
KITCHEN ELEVATIONS SCALE: 1/2" = 1'0"



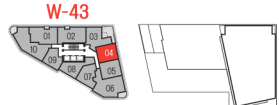
KITCHEN SECTION A



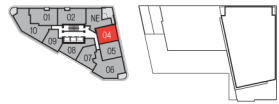
KITCHEN ELEVATION B



KITCHEN ELEVATION C



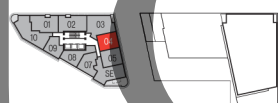
FLOORS 14, 35



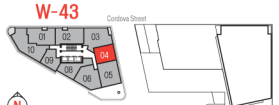
FLOORS 15, 16, 36, 37



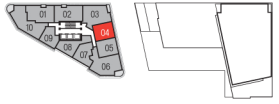
FLOOR 23



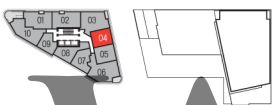
FLOORS 24, 25



FLOORS 2, 3, 5, 6



FLOORS 7-9, 17-22, 26-28, 32-34, 38-41



FLOORS 10, 29

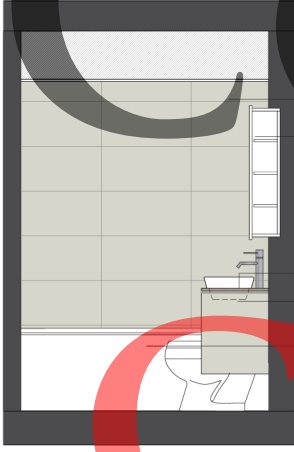


FLOORS 11, 12, 30, 31

BATHROOM ELEVATIONS SCALE: 1/2" = 1'0"

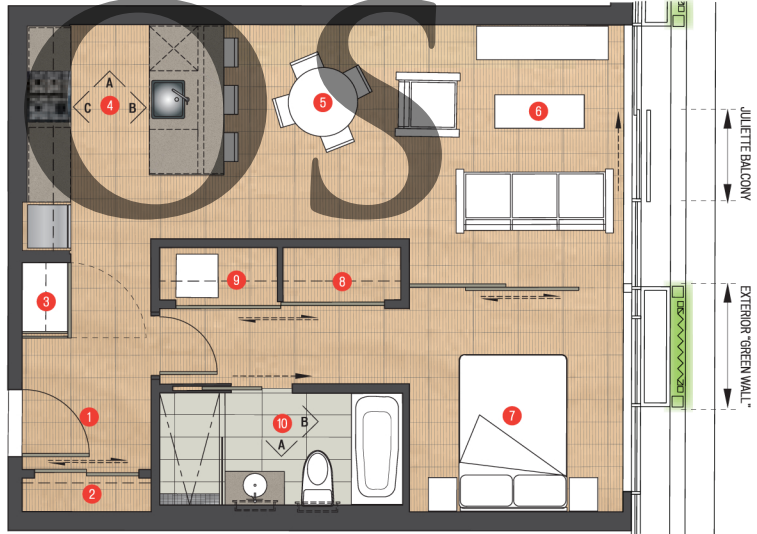


BATHROOM ELEVATION A



BATHROOM ELEVATION B

- 1 Entry / Foyer
- 2 Coat Closet
- 3 Desk [upgrade option]
- 4 Kitchen
- 5 Dining
- 6 Living
- 7 Bedroom
- 8 Closet
- 9 Laundry / Closet
- 10 Bathroom



W

PLAN
D

TOWER W43

1 BEDROOM
1 BATH
643 SF LIVING

SPECIFICATIONS:

- Select from 10 custom designs for the suite entry door
- Exposed concrete, over-height ceilings
- Large sliding doors to bedrooms, allowing flex-space options, in most plans
- Tilo-patterned oak floors
- Optional integrated work spaces
- Polished stone kitchen countertops
- Full-height glass-tile kitchen backsplash, 5 colours to choose from
- Most master baths include a separate shower and tub
- Dual flush toilet
- Large format porcelain floor and wall tiles in bathrooms
- Ensuite glass-tile feature wall, 5 colours to choose from
- Eggersmann kitchens, custom designed and finished for Woodward's
- Appliance package includes:
 - AEG 24" cooktop (Stainless Steel)
 - AEG 24" oven (Stainless Steel)
 - AEG dishwasher (Stainless Steel)
 - Panasonic microwave/hoodfan (Stainless Steel)
 - LG 24" titanium finish refrigerator
 - Samsung stacked washer/dryer
 - Garburator

DISCLAIMER:

In the interest of continuing improvement, the developer reserves the right to make modifications to the product design, pricing and specifications without notice. Square footages are approximate and may vary. E.&O.E.